

YUME



Collaboration with Motoko Ishii & Akari-Lisa Ishii

Compact stand-alone special effect LED light projector with decorative rotating glass cylinder.



Produces dynamic & kinetic lighting effects to introduce a calming and sensory ambient light experience to any space. Great for use within interior feature areas, hospitality projects or events.

*YUME, dream – like effect, is a KKDC design collaboration with **Motoko Ishii Lighting Design** showcased at Maison & Objet show 2023, Paris as part development for a new range of KKDC decorative luminaires.*

YUME is first introduced as an art installation forming part of the stand at Maison & Objet, LIGHT TREND produced by Motoko Ishii & Akari-Lisa Ishii.

“ Space 2 – Art: This is a space to experience artistic lights together. When visitors enter to the first exhibition room, they would be caught by a sensorial and mystic light inspired by northern light diffused over the entire space. This special effect is created by a new original luminaire launched for the first time in this occasion (Maison & Objet 2023): ‘YUME’. Combination of cutting edge color LEDs and control system (KKDC) and custom-handmade glass realizes an original artistic light product, suitable for hospitality spaces, hotels, residences and many more. ”

Motoko Ishii Lighting Design



**Please visit LIGHT TREND stand at
Hall 7 Stand F123
Maison & Objet 2023
www.lighttrend.fr**



collaboration KKDC + Motoko Ishii & Akari-Lisa Ishii

YUME

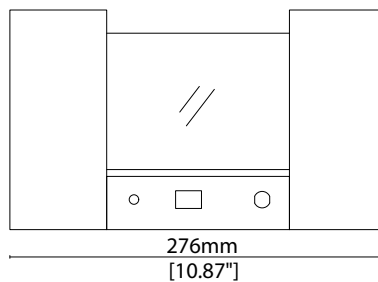
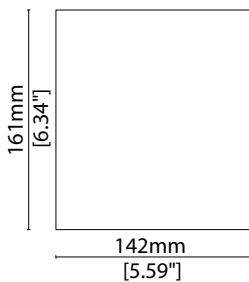
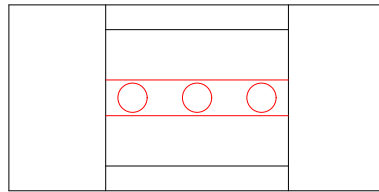
Premium glass lighting

The minimalist box form aesthetic of YUME housing is designed to blend unobtrusively within most interior spaces where the dramatic lighting effect becomes the star. Formed from robust GI steel and Japanese Okamoto glass, YUME is available in matt black as standard or any custom paint finish to suit project.



Key Features & Technical Specs

- RGBW 4in1 LED (3no. Power LED array).
- GI Steel housing with black paint finish.
- Japanese Okamoto glass.
- Power: 8.4W / Current Max. 0.7A / External 12V DC PSU.
- Control: Internal DMX.
- Pre-programmed effects.
- Custom lighting effects available on request.



Speak to your local KKDC representative for more information on YUME and discuss any custom project requirements you may have.

To learn more about KKDC please visit our website:
kkdc.lighting