



CILINDRO AC-L

Fixture Guide



Outdoor | Surface | Output up to 350lm/module

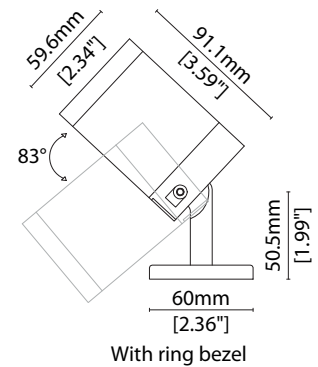


Key applications

- ✓ Building façades
- ✓ Exterior
- ✓ Garden lighting
- ✓ Public spaces
- ✓ Sculptures
- ✓ Trees
- ✓ Uplighting
- ✓ Wall grazing

Key features

- ✓ Diffusion: Spotting
- ✓ Direct view
- ✓ Adjustable
- ✓ High lumen efficacy
- ✓ IP67
- ✓ Lensed



MOUNTING/LENS OPTIONS



Wall Mount



Ground Spike Mount



Honeycomb louvre



CILINDRO AC-L

Specification sheet



Dimensions	H150.5/Ø60mm (H5.93/Ø2.36in)
Chip	hcc-line
Cover/Optics	Clear + 15°/24°/36°/50° (Honeycomb louvre option)
CCT	hcc-line: 2700K/3000K/3500K/4000K/5000K
LED binning	hcc-line: 3-step MacAdam ellipse
CRI	≥80
Lifetime	50,000 hours @ 25°C (50,000 hours @ 77°F)
Operating temp	T _a = -25 to 35°C (T _c max = 61.2°C) T _a = -13 to 95°F (T _c max = 142°F)
IP Rating	IP67
Finish	Black anodised
Mounting	Ground Spike Mounting, Wall Mounting
Power feed	Sheath hardwire tails

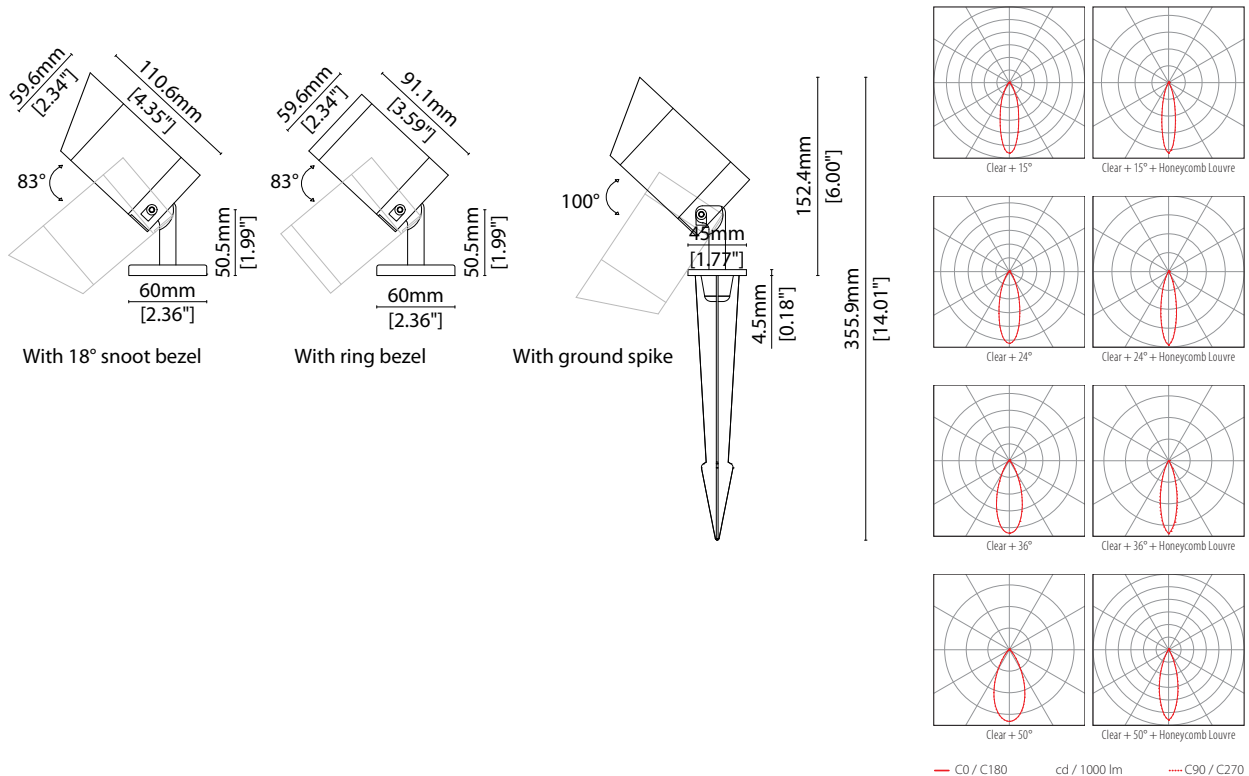


Power consumption	Supply voltage	Supply current
10W	220V AC	0.06A

Performance Data (3000K)

	R1	R2	R3	R4	R5	R6	R7	R8	R9	R10	R11	R12	R13	R14
hcc-line	82	82	96	82	83	91	82	59	9	83	81	73	85	98

	Clear + 15°	Clear + 24°	Clear + 36°	Clear + 50°	Clear + Honeycomb louvre	CRI	R9	Rf	Rg
hcc-line	330lm/module 33lm/w	320lm/module 32lm/w	340lm/module 34lm/w	350lm/module 35lm/w	-40% Output when combined with Cover and Lens options	83	9	-	-



Data derived from independent UKAS/IESNA LM-79-08 accredited testing of production samples.



CILINDRO AC-L

Code Table



FIXTURE

Model	Finish	Cover/Lens	Grade	LED	Colour (CCT)	IP	Cable Length	Fixing	Optical	Bezel	Input								
CILINDRO AC-L	CL Black Anodised	BA Clear Clear + Honeycomb louvre	B h Z	CILINDRO AC-L	C01	IP67	67	1000mm/ 39.37"	1000	Wall mount	WM	15°	15	Ring bezel	RB	AC 220V			
					3000K							30	24°				24		
					3500K							35	36°				36	Snoot bezel	SB
					4000K							40	50°				50		
					5000K							50							

Code Example:

CL	-	BA	-	B	-	h	-	C01	-	30	-	67	-	1000	-	WM	-	15	-	SB	-	d
CILINDRO AC-L		Black Anodised		Clear		h		CILINDRO AC-L		3000K		IP67		1000mm/39.37"		Wall mount		15°		Snoot bezel		AC 220V

LENS OPTIONS

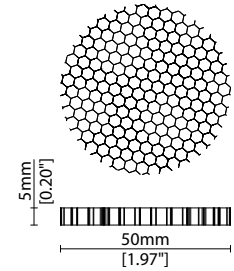
* Options are an integral part of the fixture ordering codes. Please refer to **Code Table** pages.



B + 15/24/36/50
Clear cover + 15/24/36/50° lens



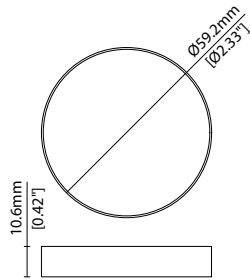
Z + 15/24/36/50
Clear Cover + Honeycomb
louvre + 15/24/36/50° lens



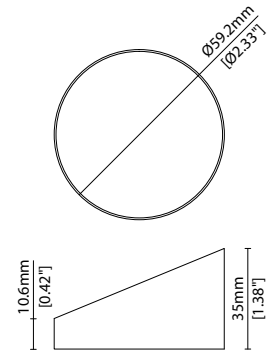
BEZEL OPTIONS



RB Ring bezel
Matt black, aluminium
WØ59.2/H10.6mm
(WØ2.33/H0.42")



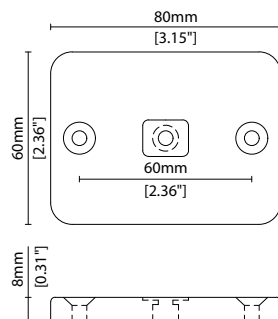
SB Snout bezel
Matt black, aluminium
WØ59.2/H35mm
(WØ2.33/H1.38")



MOUNTING OPTIONS



WM Wall Mount
Matt black, aluminium
L80/W60/H8mm
(L3.15/W2.36/H0.31")



SM Ground Spike Mount
Matt black, aluminium
WØ45/H208mm
(WØ1.77/H8.19")

