

Linear

LiNi-S Glow 209

Specification sheet



Dimension	H12/W14/L94.4-2011mm (H0.47/W0.55/L3.72-79.17in)
PCB increment	41.7mm increment/2000mm max (1.64in increment/78.74in max)
LED pitch	6.95mm (0.27in)
Chip	k-line Samsung
Beam angle	110° (Diffused Cover)
Colours	k-line 1900K/2100K/2500K/2700K/3000K/3500K/4000K/5000K
Bin/Step	k-line 3-step MacAdam ellipse
CRI	≥ 90
Lifetime	50,000 hours @ 25°C (50,000 hours @ 77°F)
Operating temp	T _a = -25 to 45°C (T _c max = 79.1°C) T _a = -13 to 113°F (T _c max = 174.4 °F)
IP rating	IP40
Finish	Silver anodised
Cover/lens	Diffused
Mounting	Surface mounting via 3M tape
Power feed	Hardwire tails or male/female connectors
Control	0-10V/1-10V/DMX/DALI



LED Grading Key

Base Grade

- k-line**
3-step commercial range
Energy Star CCTs

PERFORMANCE DATA @ 2100K + 5000K

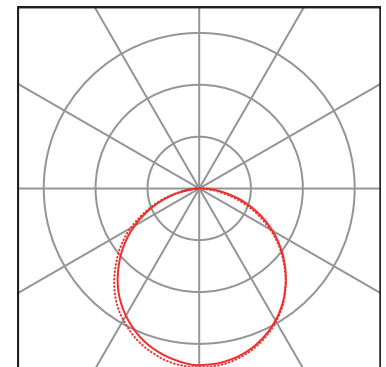
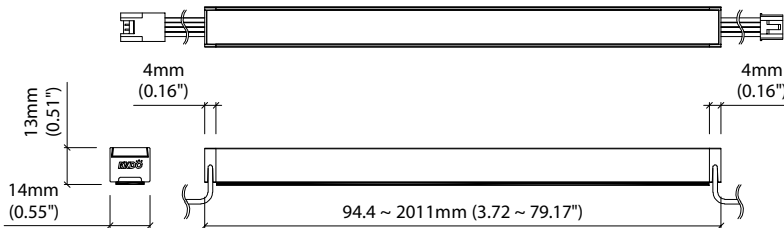
Power consumption	Supply voltage	Supply current
25W/m (7.62W/ft)	24V DC	1.04A/m (0.32A/ft)

Colour Rendering Index (CRI)

	R1	R2	R3	R4	R5	R6	R7	R8	R9	R10	R11	R12	R13	R14
k-line	94	97	98	93	93	96	92	83	60	93	94	82	95	99

Diffused Cover

	1030lm/m (314lm/ft)	41lm/W	CRI	R9	Rf	Rg
k-line			92	60	90	100

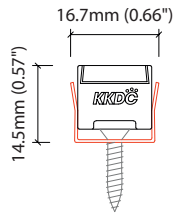


— C0 / C180 cd / 1000 lm --- C90 / C270

Data derived from independent UKAS/IESNA LM-79-08 accredited testing of production samples.

MOUNTING OPTIONS

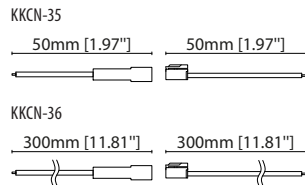

Note: Accessories are to be ordered separately with corresponding code shown below.



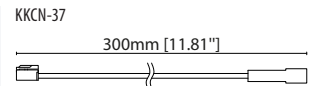
KKCP-02 (1no.)
KKCP-52 (500no.)

Clip (allow 3 per metre/40in)
S/Steel finish

POWER FEED



KKCN-35 50mm (1.97in) pair
KKCN-36 300mm (11.81in) pair
4 PIN LEDmix male + female
connector set (209 strip only)
– 22 AWG



KKCN-37
4 PIN LEDmix 300mm (11.81in)
extension lead (209 strip only)
– 22 AWG

KKDC CONTROL



IP20
Black plastic housing
L164/W64/H34mm
(L6.46/W2.52/H1.34in)

KKDM-05 1-10V
visDIM dimmable sub-controller



IP20
Black plastic housing
L164/W64/H34mm
(L6.46/W2.52/H1.34in)

KKSC-03A DMX (screw terminal)
visDIM dimmable sub-controller

Linear

LiNi-S Glow Accessories

KKDÖ

KKDC CONTROL (CONTINUED)



IP20
Black plastic housing
L164/W64/H34mm
(L6.46/W2.52/H1.34in)

KKSC-03B DMX (RJ45)
visDIM dimmable sub-controller



IP20
Plastic housing
L170/W59/H29mm
(L6.69/W2.32/H1.14in)

KKDL-02 DALI
visDIM dimmable sub-controller
(4 x 8A max @ 12-36V)



IP20
Plastic housing
L166/W53.4/H23mm
(L6.54/W2.10/H0.91in)

KKDL-03 DALI
visDIM dimmable sub-controller
(4 x 5A max @ 12-36V)

AVAILABLE PSU OPTIONS

Control Mode	PSU (Order Code)	Input Voltage AC	Output Voltage DC	Rated Output Current	Rated Power	Dim %	IP Rating
Switched	CEN-60-24	90-295V	24V	2.5A	60W	-	IP67
	HLG-60H-24	90-305V	24V	2.5A	60W	-	IP67
	HLG-100H-24	90-305V	24V	4.0A	100W	-	IP67
	HLG-150H-24	90-305V	24V	6.3A	150W	-	IP67
	HLG-240H-24	90-305V	24V	10A	240W	-	IP67
0-10V (1-10V)	PWM-40-24	90-305V	24V	1.67A	40W	100-0.15 (100-10)	IP67
	PWM-60-24	90-305V	24V	2.5A	60W	100-0.15 (100-10)	IP67
	PWM-90-24	90-305V	24V	3.67A	90W	100-0.15 (100-10)	IP67
	PWM-120-24	90-305V	24V	5.0A	120W	100-0.15 (100-10)	IP67
DALI	LIN100A1	120-277V	24V	1A per channel	100W	100-0.1	IP66/IP40
DMX RGB	LIN100A1	120-277V	24V	1.33A per channel	100W	100-0.1	IP66/IP40
DMX RGBW	LIN100A1	120-277A	24V	1A per channel	100W	100-0.1	IP66/IP40

Flicker Free Options - Combination of PSU+ sub-controller

Control Mode	PSU (Order Code)	Sub-controller (Order Code)	Input Voltage AC	Output Voltage DC	Rated Output Current	Rated Power	Dim %	IP Rating PSU/ Sub-controller
0-10V or 1-10V	CEN-60-24	KKDM-05	90-295V	24V	2.5A	60W	100-0.9	IP67/IP20
	HLG-60H-24	KKDM-05	90-295V	24V	2.5A	60W	100-0.9	IP67/IP20
	HLG-100H-24	KKDM-05	90-295V	24V	4.0A	100W	100-0.9	IP67/IP20
	HLG-150H-24	KKDM-05	90-295V	24V	6.3A	150W	100-0.9	IP67/IP20
	HLG-240H-24	KKDM-05	90-295V	24V	10.0A	240W	100-0.9	IP67/IP20
	CEN-60-24	KKDL-02/03	90-295V	24V	2.5A	60W	100-0.1	IP67/IP20
DALI	HLG-60H-24	KKDL-02/03	90-305V	24V	2.5A	60W	100-0.1	IP67/IP20
	HLG-100H-24	KKDL-02/03	90-305V	24V	4.0A	100W	100-0.1	IP67/IP20
	HLG-150H-24	KKDL-02/03	90-305V	24V	6.3A	150W	100-0.1	IP67/IP20
	HLG-240H-24	KKDL-02/03	90-305V	24V	10.0A	240W	100-0.1	IP67/IP20
DMX RGB	CEN-60-24	KKSC-03	90-295V	24V	2.5A	60W	100-0.9	IP67/IP20
	HLG-60H-24	KKSC-03	90-305V	24V	2.5A	60W	100-0.9	IP67/IP20
	HLG-100H-24	KKSC-03	90-305V	24V	4A	100W	100-0.9	IP67/IP20
	HLG-150H-24	KKSC-03	90-305V	24V	6.3A	150W	100-0.9	IP67/IP20
	HLG-240H-24	KKSC-03	90-305V	24V	10.0A	240W	100-0.9	IP67/IP20

¹ The items shown above cover the most frequently used specification but does not exhaust the possible options

² PSU and/or driver can be chosen from the table, or KKDC may recommend the best option upon receipt of the controls requirement and installation environment

³ Electrical shop drawing will include detailed information of PSU and relevant control drivers

⁴ Cut sheets are available on the controls section of www.kkdc.lighting or upon request